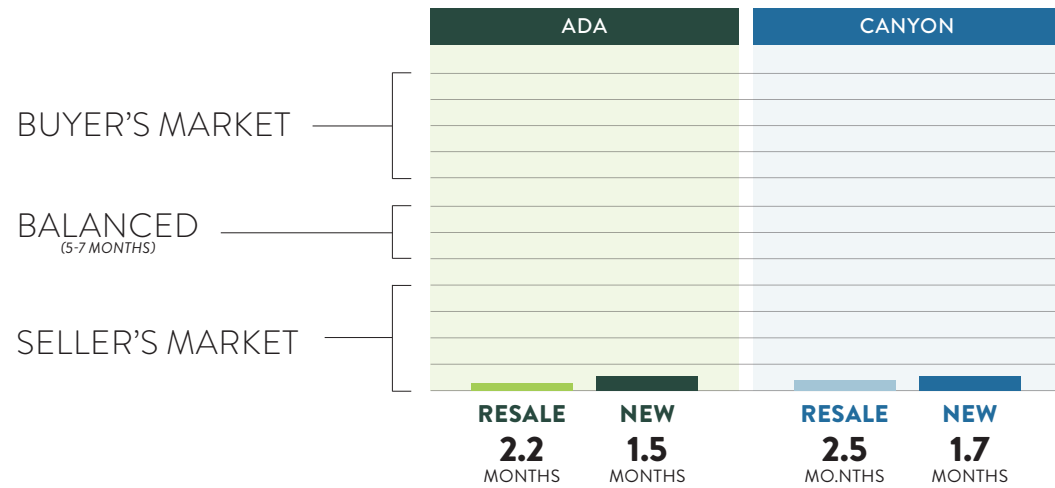


MONTHS SUPPLY OF INVENTORY



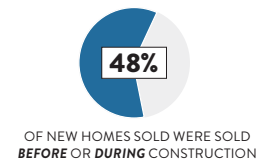
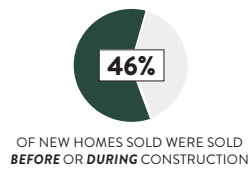
Our months supply of inventory are based only on completed, move-in ready homes that are currently available.

Our sold inventory includes homes that are already built, under construction, and planned to be built.

New build months of supply - the number of New-Never Occupied homes for sale divided by the average number of closed sales (including New-Never Occupied, Under Construction, and To-Be Built) by month, for the preceding 12 months.

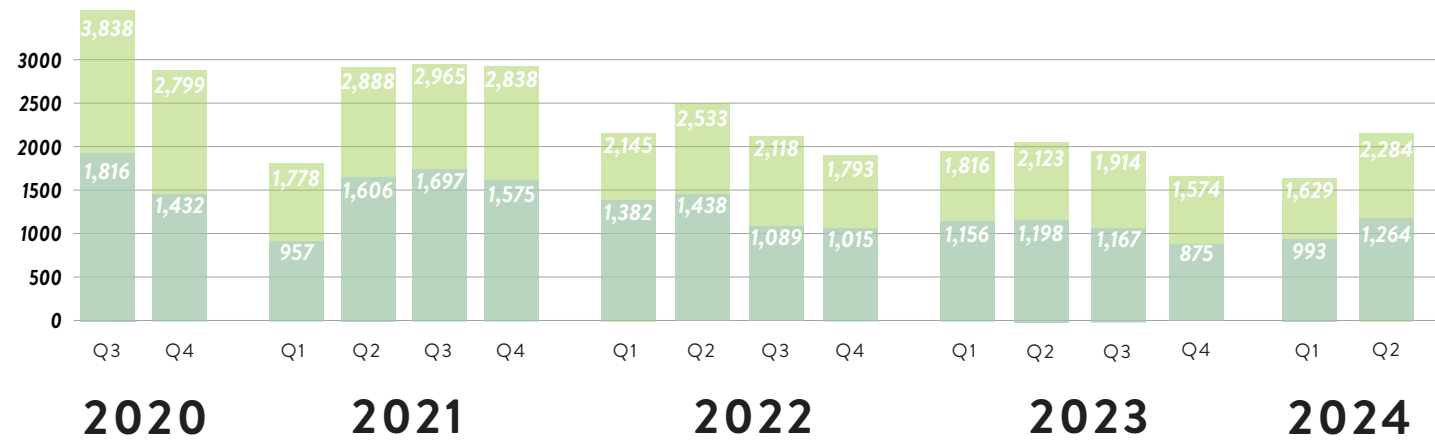
Resale months of supply - the number of resale homes for sale divided by the average number of closed resales, by month, for the preceding 6 months.

NUMBERS WERE COMPILED FROM IMLS ON SEPTEMBER 23, 2024



TOTAL SOLD HOMES 4 YEAR VIEW

ADA & CANYON COUNTY



The information in this report is based primarily on the public statistics provided by the Intermountain MLS (IMLS) available here: intermountainmls.com/Statistics/Static.aspx. These statistics are based upon information secured by the agent from the owner or their representative. The accuracy of this information, while deemed reliable, has not been verified and is not guaranteed. These statistics are not intended to represent the total number of properties sold in the counties or cities during the specified time period. The IMLS and BHGRE - 43North provide these statistics for purposes of general market analysis but make no representations as to past or future performance. The term "single-family homes" includes detached single-family homes with or without acreage, as classified in the IMLS. These numbers do not include activity for mobile homes, condominiums, town homes, land, commercial, or multi-family properties (like apartment buildings). To reduce errors, only data falling within three (3) standard deviations from the mean have been included in the report.

Better Homes and Gardens REAL ESTATE

43° NORTH

AUGUST 2024

ADA & CANYON COUNTY MONTHLY

Market Report

HIGHEST PRICE SOLD

\$4,000,000

ADA

LOWEST PRICE SOLD

\$160,000

CANYON

MOST EXPENSIVE AREA

EAGLE

\$890,000 MEDIAN PRICE

ADA

MOST AFFORDABLE AREA

SW CALDWELL

\$380,000 MEDIAN PRICE

CANYON

Better Homes and Gardens REAL ESTATE

3505 E. MONARCH SKY LN. SUITE 200 | MERIDIAN, ID 83646
208.381.8000 | 43RE.COM

43° NORTH

©2024 Better Homes and Gardens Real Estate LLC. All rights reserved. Better Homes and Gardens® and the Better Homes and Gardens Real Estate Logo are registered service marks owned by Meredith Operations Corporation and licensed to Better Homes and Gardens Real Estate LLC. Better Homes and Gardens Real Estate LLC fully supports the principles of the Fair Housing Act and the Equal Opportunity Act. Each franchise is independently owned and operated.

Top 3 hot market areas in Canyon County

Top 3 hot market areas in Ada County

SOUTH NAMPA		
HOMES SOLD	RESALE	NEW BUILD
100	58	42
DAYS ON MKT	HOMES SOLD	HOMES SOLD
43	\$405K	\$410K
	MEDIAN SOLD PRICE	MEDIAN SOLD PRICE

NW NAMPA		
HOMES SOLD	RESALE	NEW BUILD
66	35	31
DAYS ON MKT	HOMES SOLD	HOMES SOLD
59	\$375K	\$400K
	MEDIAN SOLD PRICE	MEDIAN SOLD PRICE

NW CALDWELL		
HOMES SOLD	RESALE	NEW BUILD
65	20	45
DAYS ON MKT	HOMES SOLD	HOMES SOLD
41	\$376K	\$410K
	MEDIAN SOLD PRICE	MEDIAN SOLD PRICE

NW MERIDIAN		
HOMES SOLD	RESALE	NEW BUILD
114	72	42
DAYS ON MKT	HOMES SOLD	HOMES SOLD
38	\$498K	\$530K
	MEDIAN SOLD PRICE	MEDIAN SOLD PRICE

KUNA		
HOMES SOLD	RESALE	NEW BUILD
78	39	39
DAYS ON MKT	HOMES SOLD	HOMES SOLD
36	\$410K	\$517K
	MEDIAN SOLD PRICE	MEDIAN SOLD PRICE

STAR		
HOMES SOLD	RESALE	NEW BUILD
72	17	55
DAYS ON MKT	HOMES SOLD	HOMES SOLD
50	\$699K	\$565K
	MEDIAN SOLD PRICE	MEDIAN SOLD PRICE

