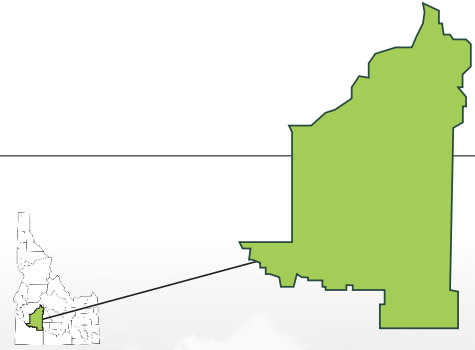


MARKET REPORT

FEBRUARY 2025



HOMES SOLD

TOTAL

31

▲ 40.91%
COMPARED TO 2024

DAYS ON MARKET

AVERAGE

65

▲ 12.07
COMPARED TO 2024

MEDIAN SOLD PRICE

\$393K

▲ 24.56%
COMPARED TO 2024

Category	Price	% Change
RESALE	\$327,500	▲ 5.48%
NEW BUILD	\$432,490	▲ 6.13%

FUN STATS

HIGHEST PRICE SOLD

\$620,000

LOWEST PRICE SOLD

\$155,000

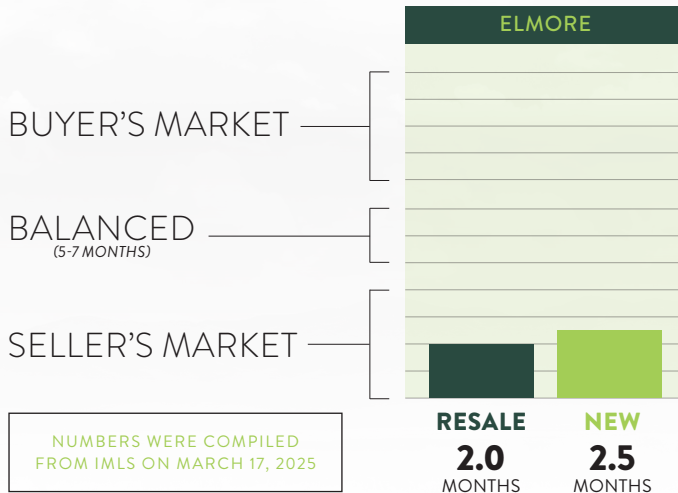
LARGEST HOME SOLD

2,966 SQFT

SMALLEST HOME SOLD

960 SQFT

MONTHS SUPPLY OF INVENTORY



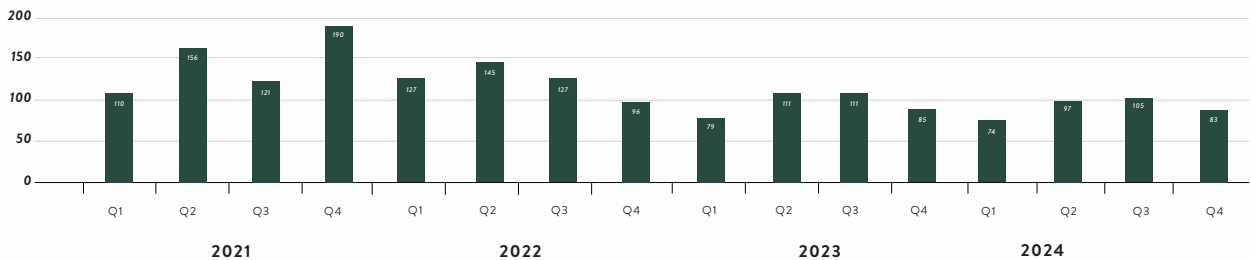
Our months supply of inventory are based only on completed, move-in ready homes that are currently available.

Our sold inventory includes homes that are already built, under construction, and planned to be built.

New build months of supply - the number of New-Never Occupied homes for sale divided by the average number of closed sales (including New-Never Occupied, Under Construction, and To-Be Built) by month, for the preceding 12 months.

Resale Months of Supply - the number of resale homes for sale divided by the average number of closed resales, by month, for the preceding 6 months.

TOTAL HOMES SOLD 4 YEAR VIEW



EXPECT BETTER.

The information in this report is based primarily on the public statistics provided by the InterMountain MLS (IMLS) available here: intermountainmls.com/Statistics/Statistics.aspx. These statistics are based upon information received by the agent from the owner or their representative. The accuracy of this information, which is deemed reliable, has not been verified and is not guaranteed. These statistics are also intended to represent the total number of properties sold in the counties or cities during the specified time period. The IMLS and BHSR 43° North provide these statistics for purposes of general market analysis but make no representations as to past or future performance. The term "single family homes" includes detached single family homes with or without acreage as classified in the IMLS. These numbers do not include activity for mobile homes, condominiums, town homes, land, commercial, or multi-family properties (like apartment buildings). To reduce errors, only data falling within three (3) standard deviations from the mean have been included in the report.